

1. Visit <http://uenroll.identogo.com> and enter **Service Code 11G62**, then click the **GO** button.

The screenshot shows the IdentoGO website. At the top left is the IdentoGO logo. At the top right is a language dropdown menu set to "English". The main header area has a dark background with the text "Enter your Service Code to get started." Below this is a text input field labeled "Enter Code" and a blue "GO" button. Under the input field, it says "Don't know your Service Code? Contact your agency or click here." Below that, a line of text states: "IdentoGO® has a growing number of convenient locations across the U.S. to meet your Identity-related needs." A red warning icon and text "Subject is for discerning in a list of subjects" are followed by a button "See All Important Notices". Below this is a two-column section. The left column has a checkmark icon and the heading "Check the Status of your Service", with subtext: "Check your status or reprint your cardscan registration form. For additional help, call 855.845.7434." The right column has a calendar icon and the heading "Manage an existing Appointment", with subtext: "Reschedule an existing appointment or schedule a retake." Below this is a section titled "We provide the following additional services:" with three columns. The first column has a folder icon with "STATE" and the heading "State History Check", with subtext: "Request a copy of your criminal history record from a participating State." The second column has a fingerprint card icon and the heading "Fingerprint Cards", with subtext: "Collect your fingerprint images for a fingerprint card (FD-258)." The third column has a camera icon and the heading "Photo Services", with subtext: "Two professional 2x2 photos for passport and visa documents." At the bottom center, it says "2017 © IdentoGO®. All rights reserved Privacy Policy".

IdentoGO®

English

Enter your Service Code to get started.

Enter Code GO

Don't know your Service Code?  
Contact your agency or click here.

IdentoGO® has a growing number of convenient locations across the U.S. to meet your Identity-related needs.

⚠ Subject is for discerning in a list of subjects [See All Important Notices](#)

**Check the Status of your Service**  
Check your status or reprint your cardscan registration form.  
For additional help, call 855.845.7434.

**Manage an existing Appointment**  
Reschedule an existing appointment or schedule a retake.

We provide the following additional services:

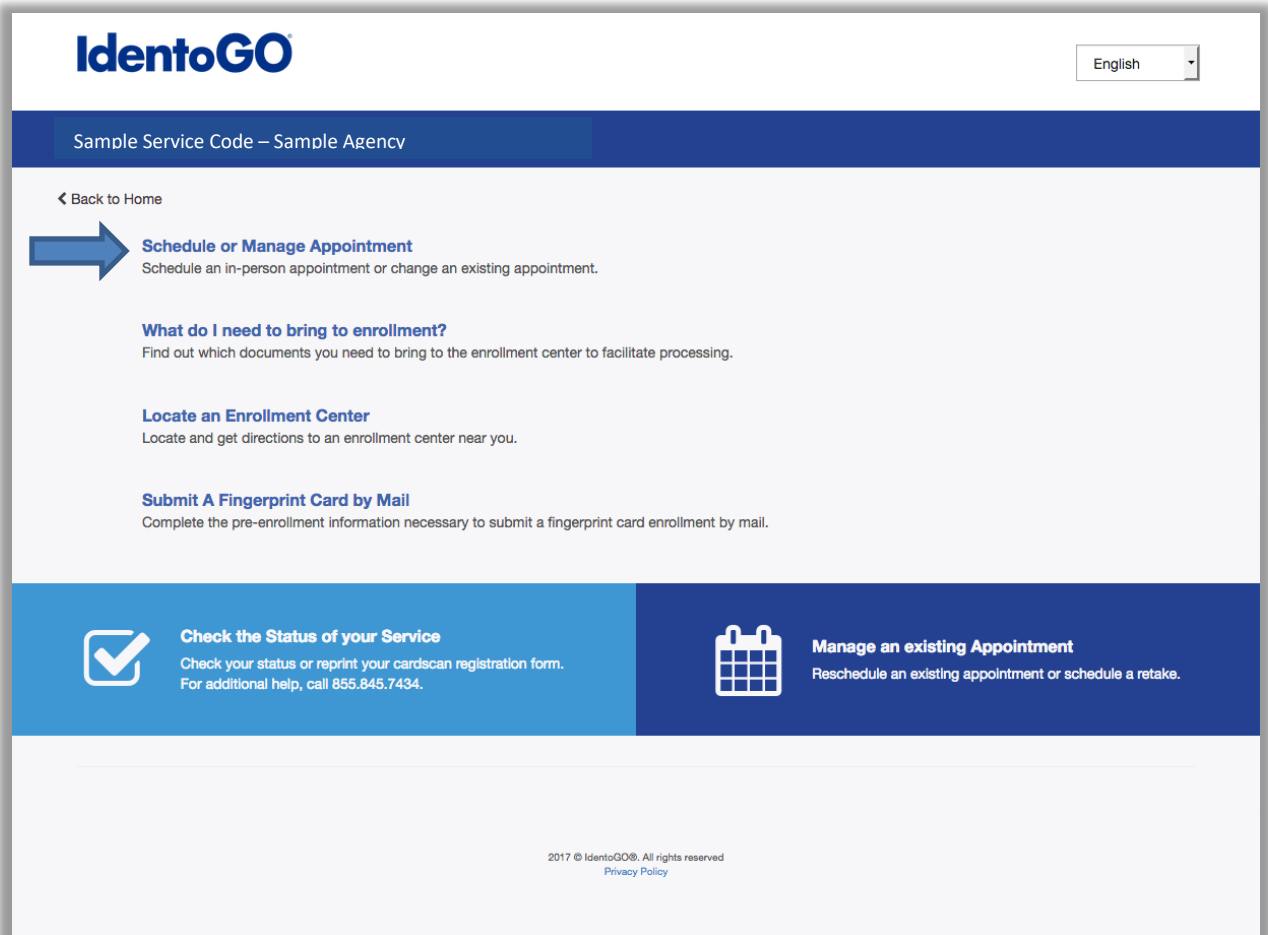
**State History Check**  
Request a copy of your criminal history record from a participating State.

**Fingerprint Cards**  
Collect your fingerprint images for a fingerprint card (FD-258).

**Photo Services**  
Two professional 2x2 photos for passport and visa documents.

2017 © IdentoGO®. All rights reserved  
[Privacy Policy](#)

- The next screen is where you are going to select that you would like to schedule or manage an appointment.



- The next few screens will collect essential information such as name, date of birth, address, etc. You will need to complete all required information.

- When you get to the Location screen, you will need to Enter your Special Access Code **SP-TXPS1024**

The Special Access Code you will enter is **SP-TXPS1024**.

*(Please type the SP Code into the field. Do not cut and paste as it will not populate the site for you)*

IdentoGO

English

Sample Service Code – Sample Agency

Address Documents **Location** Date and Time

\* Required Fields

Enter a Postal Code, City, Airport Code or Special Location Access Code to 'Search' for a location to schedule your appointment. After selecting a location, click 'Next' to continue or 'Cancel' to exit.

Note: Your registration is not yet complete. You must select a location, as well as a date/time on the following pages prior to receiving your appointment confirmation.

Search for an Enrollment Center by Postal Code, City and State, or Airport Code. Number of Results: 5

Use My Location Search

Here's a section of public web for special, including emergency, messages

Cancel Back Next

2017 © IdentoGO®. All rights reserved. Privacy Policy

- Select your Location and click Next.

6. On the Date and Time selection screen, please select the date available and choose your appointment time.

Sample Service Code – Sample Agency

Documents

Location

Date and Time

\* Required Fields

Select a preferred date and time for your appointment at the specified location. Then click 'Submit' to confirm or 'Cancel' to exit. If you are unable to make an appointment for the available times or all appointments are booked, click the 'Back' button below, to select another location.

Appointment Date and Time (first available displayed by default)

Select Date

-- Choose One --

Select Time

-- Choose One --

Your Mobile Print Event pre-enrollment is now complete.

Service Summary

Texas

Sample Service Code – Sample Agency

Print Status

Status as of 01/12/2018

Pre-Enrolled

You have successfully pre-enrolled.

Service Details:

Date:

UE ID:





Applicant:

Service:

Estimated Amount Due:

We accept the following methods of payment:

Authorization Code, Business Check, Money Order, Credit Card



Important!

YOU WILL BE REQUIRED TO BRING THE FOLLOWING DOCUMENTS TO YOUR ENROLLMENT.

Legal Name must match exactly on all identification documents brought to enrollment.

1. Driver's License issued by a State or outlying possession of the U.S.

Sample Service Code – Sample Agency Appointment Details

Mobile Print Event

Note:

Scheduled appointments take priority over walk-ins.

IdentoGO

Event Address

Event City, State and Zip Code

Done